



ATTACHMENTS

GENERAL MEETING

Wednesday 12 October 2022
at 6:30PM



TABLE OF CONTENTS

CORPORATE SUPPORT DIVISION

2	CS77/22	Investments and Borrowings for 2022/2023 - Status for the Period Ending 31 August 2022	
	Attachment 1:	HSC Investment Summary Report August 2022	2
	Attachment 2:	HSC Borrowings Schedule August 2022	10

COMMUNITY AND ENVIRONMENT DIVISION

3	CE3/22	Review of Policies and Codes - Community and Environment Division	
	Attachment 1:	Policy - Aboriginal Reconciliation Statement of Commitment.....	12
	Attachment 2:	Policy - Community Grants and Sponsorship	14
	Attachment 3:	Policy - Lease Licence of Council Land and Buildings to Community Groups	22
	Attachment 4:	Policy - Street Library on Public Land.....	33
	Attachment 5:	Policy - Sponsorship and In-Kind Support - Council's Involvement.....	36
	Attachment 6:	Policy - Dual Naming and or Re-naming of Council Facilities	39
	Attachment 7:	Policy - Green Offsets.....	41
	Attachment 8:	Policy - Water Quality and Conservation	71
	Attachment 9:	Policy - Waste Service to Infirm Households - Provision of.....	73
	Attachment 10:	Policy - Single Use Plastics	75

INFRASTRUCTURE AND MAJOR PROJECTS DIVISION

5	IM1/22	Hornsby Shire Draft Flood Risk Management Study and Plan	
	Attachment 1:	Attachment 1 - Draft Hornsby Floodplain Risk Management Study and Plan.....	80
	Attachment 2:	Attachment 2 - Report WK63/10 - Hornsby Overland Flow Study Report and Draft Flood Planning Maps	342
	Attachment 3:	Attachment 3 - Report WK23/11 - Hornsby Overland Flow Study and Draft Flood Planning Maps	351
	Attachment 4:	Attachment 4 - Considering Flooding in Land use Planning Guideline July 2021	365
6	IM3/22	Public Domain Guidelines and Improvements - Beecroft Town Centre	
	Attachment 1:	Attachment 1 - Key Amendments Plan - Beecroft PDG	375
	Attachment 2:	Attachment 2 - PDG Amendments - Beecroft Study Area.....	376

ATTACHMENT/S

REPORT NO. CS77/22

ITEM 2

- 1. HSC INVESTMENT SUMMARY REPORT AUGUST 2022**
- 2. HSC BORROWINGS SCHEDULE AUGUST 2022**



Investment Summary Report
August 2022

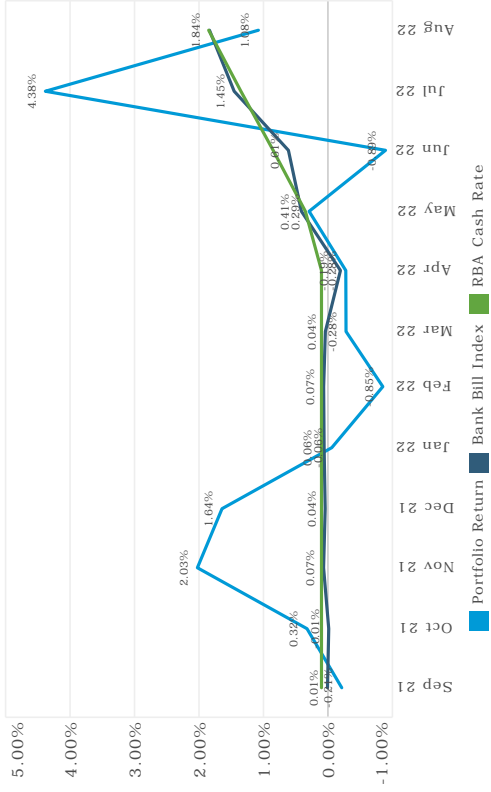
ATTACHMENT 1 - ITEM 2

Hornsby Shire Council
Executive Summary - August 2022



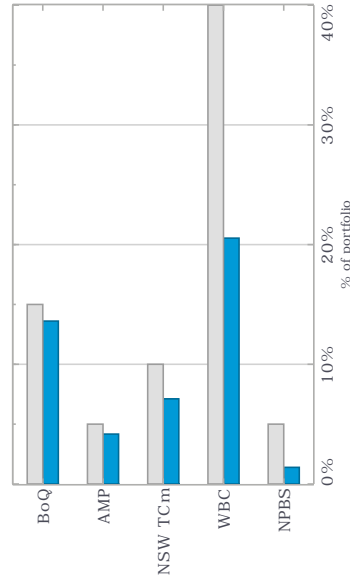
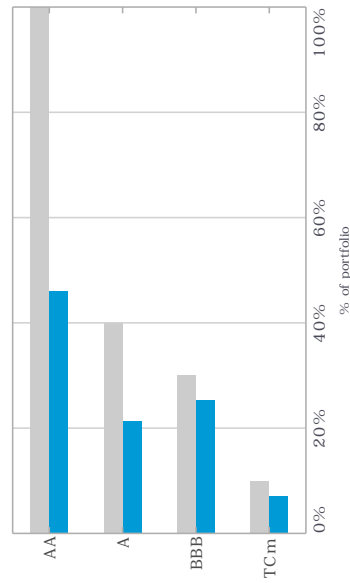
Investment Performance

	Face Value (\$)	Current Value (\$)	Current Yield (%)	FYTD Yield (%)
Cash	29,694,790	29,694,790	2.0348	1.7916
Floating Rate Note	58,850,000	58,525,711	2.5950	2.3655
Floating Rate Term Deposits	60,000,000	60,332,011	2.3913	2.3913
Managed Funds	21,446,993	21,446,993	-11.1871	12.2530
Term Deposit	131,750,000	132,896,666	2.1208	1.8475
	301,741,783	302,896,171	1.0786	2.7175



Investment Policy Compliance
Individual Institutional Exposures

Total Credit Exposure



g Portfolio Exposure

g Investment Policy Limit

Term to Maturities

	Face Value (\$)	Policy Max
0 to 0.25 yrs	53,394,790	18%
0.25 to 1 yrs	51,050,000	17%
1 to 2 yrs	130,000,000	43%
2 to 5 yrs	67,296,993	22%
Total	301,741,783	50%



ATTACHMENT 1 - ITEM 2



Hornsby Shire Council
Investment Holdings Report - August 2022

Cash Accounts			
Face Value (\$)	Current Rate (%)	Institution	Credit Rating
3,928.34	2.8000%	Westpac Group	AA-
9,507,356.69	1.9500%	ME Bank	BBB+
10,072,587.02	2.3000%	AMP Bank	BBB
10,110,917.83	1.8500%	Macquarie Bank	A+
29,694,789.88	2.0348%		
			3,928.34
			9,507,356.69
			10,072,587.02
			10,110,917.83
			29,694,789.88

Managed Funds			
Face Value (\$)	Current Rate (%)	Institution	Credit Rating
21,446,993.02	-11.1871%	NSW T-Corp (MT)	TCm
21,446,993.02	11.1871%	Medium Term Growth Fund	
			21,446,993.02

Term Deposits			
Purchase Date	Maturity Date	Term Days	Current Rate (%)
9-Sep-20	7-Sep-22	728	0.9500%
26-Sep-19	21-Sep-22	1091	1.8000%
20-Jul-22	26-Oct-22	98	2.9800%
3-Aug-22	9-Nov-22	98	2.7200%
10-Aug-22	9-Nov-22	91	2.8600%
15-Nov-21	15-Nov-22	365	1.0000%
10-Aug-22	23-Nov-22	105	2.8800%
15-Dec-21	14-Dec-22	364	0.7500%
24-Aug-22	21-Dec-22	119	3.1300%
3-Aug-22	4-Jan-23	154	3.1500%
31-Aug-22	11-Jan-23	133	3.2400%
20-Jul-22	18-Jan-23	182	3.6400%
28-Jul-22	1-Feb-23	188	3.3700%
			4,037,167.12
			5,264,082.19
			3,211,234.19
			3,006,483.29
			3,005,171.51
			2,519,863.01
			3,005,207.67
			5,026,712.33
			3,002,058.08
			3,508,759.59
			4,000,355.07
			3,012,864.66
			5,016,157.53



ATTACHMENT 1 - ITEM 2



Hornsby Shire Council
Investment Holdings Report - August 2022

Purchase Date	Maturity Date	Term Days	Face Value (\$)	Current Rate (%)	Institution	Credit Rating	Book Value (\$)	Current Value (\$)
23-Feb-22	22-Feb-23	364	5,000,000.00	0.8500%	Bendigo and Adelaide Bank	BBB+	5,000,000.00	5,022,123.29
14-Sep-20	15-Mar-23	912	5,000,000.00	1.0000%	Bank of Queensland	BBB+	5,000,000.00	5,048,219.18
24-Sep-20	29-Mar-23	916	5,000,000.00	0.9500%	Bank of Queensland	BBB+	5,000,000.00	5,044,506.85
31-Aug-22	5-Apr-23	217	4,000,000.00	3.7100%	Bank of Queensland	BBB+	4,000,000.00	4,000,406.58
16-Aug-22	19-Apr-23	246	5,000,000.00	3.5100%	Commonwealth Bank of Australia	AA-	5,000,000.00	5,007,693.15
3-Aug-22	10-May-23	280	3,500,000.00	3.7200%	Bank of Queensland	BBB+	3,500,000.00	3,510,344.66
22-Aug-22	22-Aug-23	365	50,000.00	3.0000%	Westpac Group	AA-	50,000.00	50,041.10
1-Oct-20	4-Oct-23	1098	5,000,000.00	0.9500%	Bank of Queensland	BBB+	5,000,000.00	5,043,595.89
17-Nov-21	15-Nov-23	728	10,000,000.00	1.2500%	Westpac Group	AA-	10,000,000.00	10,098,630.14
23-Nov-21	23-Nov-23	730	5,000,000.00	1.2800%	Westpac Group	AA-	5,000,000.00	5,049,446.58
2-Dec-21	5-Dec-23	733	10,000,000.00	1.2100%	Westpac Group	AA-	10,000,000.00	10,090,501.37
23-Feb-22	21-Feb-24	728	5,000,000.00	1.8000%	National Australia Bank	AA-	5,000,000.00	5,046,849.32
19-Mar-19	6-Mar-24	1814	10,000,000.00	3.0000%	Rabobank Australia	A+	10,000,000.00	10,134,794.52
19-Mar-19	13-Mar-24	1821	9,000,000.00	3.0000%	Rabobank Australia	A+	9,000,000.00	9,121,315.07
7-Apr-21	7-Apr-25	1461	3,000,000.00	1.0000%	National Australia Bank	AA-	3,000,000.00	3,012,082.19
			131,750,000.00	2.1208%			131,750,000.00	132,896,666.13

Floating Rate Term Deposits

Purchase Date	Maturity Date	Term	Face Value (\$)	Current Rate (%)	Institution	Credit Rating	Purchase Price (\$)	Current Value (\$)
3-Sep-18	3-Sep-23	1826	15,000,000.00	2.2150%	Westpac Group BBSW+0.98%	AA-	15,000,000.00	15,081,924.66
4-Sep-18	4-Sep-23	1826	15,000,000.00	2.2417%	ANZ Banking Group BBSW+1.00%	AA-	15,000,000.00	15,080,148.45
10-Sep-18	11-Sep-23	1827	15,000,000.00	2.4862%	Westpac Group BBSW+0.98%	AA-	15,000,000.00	15,084,803.26
12-Sep-18	12-Sep-23	1826	15,000,000.00	2.6223%	ANZ Banking Group BBSW+1.00%	AA-	15,000,000.00	15,085,134.95
			60,000,000.00	2.3913%			60,000,000.00	60,332,011.32

Floating Rate Notes

ATTACHMENT 1 - ITEM 2



Hornsby Shire Council
Investment Holdings Report - August 2022

Purchase Date	Maturity Date	Term Days	Face Value (\$)	Current Rate (%)	Security Name	Credit Rating	Book	Value (\$)	Current Value (\$)
26-Sep-18	26-Sep-23	1826	9,000,000.00	2.6968%	NAB Snr FRN (Sep23) BBSW+0.93%	AA-		9,034,920.00	9,085,917.65
16-Nov-18	16-Nov-23	1826	7,000,000.00	3.2535%	WBC Snr FRN (Nov23) BBSW+0.95%	AA-		7,024,640.00	7,048,203.34
24-Oct-19	24-Oct-24	1827	1,500,000.00	3.3293%	GSB Snr FRN (Oct24) BBSW+1.12%	BBB		1,502,910.00	1,507,749.18
4-Feb-20	4-Feb-25	1827	4,200,000.00	3.2991%	NPBS Snr FRN (Feb25) BBSW+1.12%	BBB		4,183,872.00	4,202,481.43
11-Mar-22	17-Mar-25	1096	4,000,000.00	2.7789%	BEN Snr FRN (Mar25) BBSW+0.98%	BBB+		3,997,640.00	4,012,064.81
16-Aug-22	22-Aug-25	1096	1,200,000.00	3.2801%	SUN Snr FRN (AUG25) BBSW+0.93%	A+		1,200,000.00	1,200,814.39
2-Dec-20	2-Dec-25	1826	3,400,000.00	1.7358%	BEN Snr FRN (Dec25) BBSW+0.52%	BBB+		3,320,984.00	3,338,043.88
9-Dec-20	9-Dec-25	1826	10,000,000.00	1.9631%	MAC Snr FRN (Dec25) BBSW+0.48%	A+		9,776,443.50	9,880,764.09
24-Feb-21	24-Feb-26	1826	2,100,000.00	2.8420%	SUN Snr FRN (Feb26) BBSW+0.45%	A+		2,047,584.00	2,063,571.10
18-Aug-21	24-Aug-26	1826	4,700,000.00	2.8020%	NAB Snr FRN (Aug26) BBSW+0.41%	AA-		4,592,840.00	4,627,216.44
9-Sep-21	15-Sep-26	1826	4,250,000.00	2.1853%	SUN Snr FRN (Sep26) BBSW+0.48%	A+		4,129,002.50	4,179,789.81
21-Sep-21	23-Dec-26	1917	6,000,000.00	2.1499%	CBA Green Snr FRN (Dec26) BBSW+0.41%	AA-		5,850,960.00	5,909,838.91
7-Feb-22	10-Feb-27	1826	1,500,000.00	3.2750%	NPBS Snr FRN (Feb27) BBSW+1.00%	BBB		1,460,115.00	1,469,255.96
			58,850,000.00	2.5950%				58,121,911.00	58,525,710.99

Total Investments

Face Value (\$)	Current Value (\$)
301,741,782.90	302,896,171.34

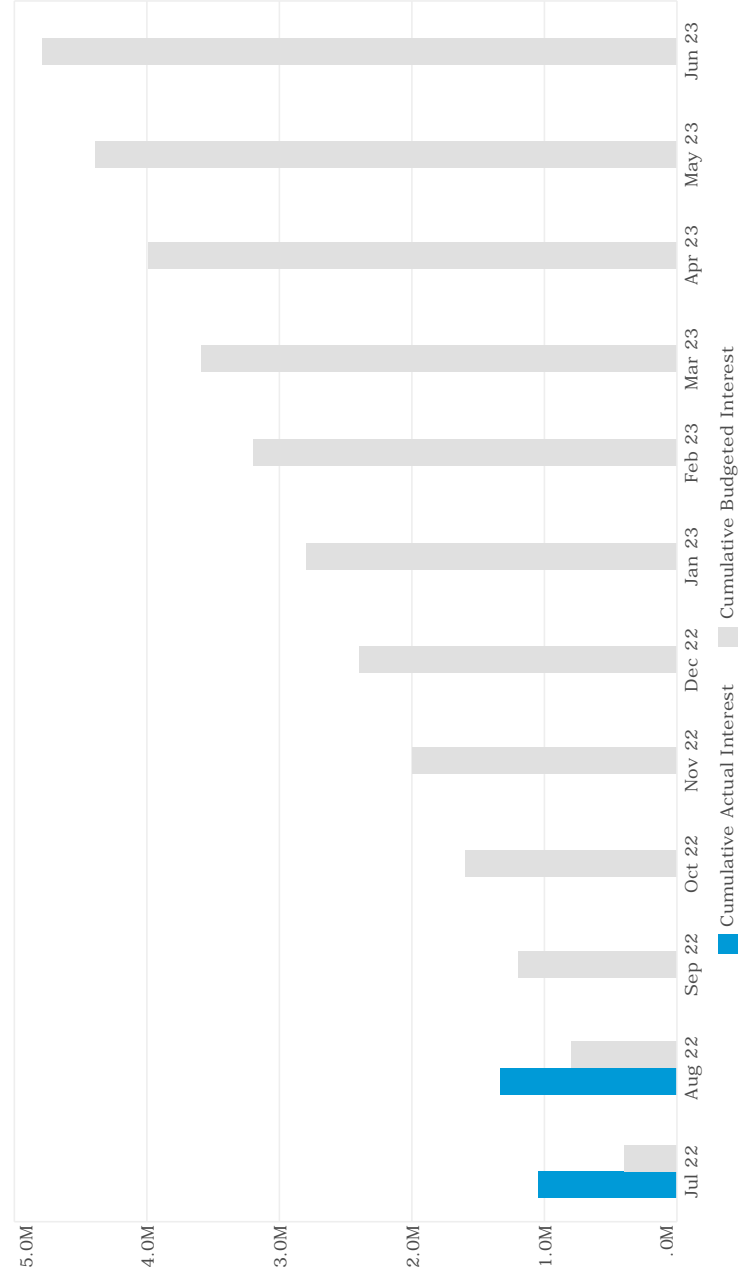


ATTACHMENT 1 - ITEM 2




Hornsby Shire Council
Investment Budget Report - August 2022

Budgeted vs Actual Returns



	Cumulative Actual Income	Cumulative Budgeted Income
July 2022	1,042,479	399,035
August 2022	1,333,196	798,070
Budget Target		3,855,180



ATTACHMENT/S

REPORT NO. CE3/22

ITEM 3

- 1. POLICY - ABORIGINAL RECONCILIATION STATEMENT OF COMMITMENT**
- 2. POLICY - COMMUNITY GRANTS AND SPONSORSHIP**
- 3. POLICY - LEASE LICENCE OF COUNCIL LAND AND BUILDINGS TO COMMUNITY GROUPS**
- 4. POLICY - STREET LIBRARY ON PUBLIC LAND**
- 5. POLICY - SPONSORSHIP AND IN-KIND SUPPORT - COUNCIL'S INVOLVEMENT**
- 6. POLICY - DUAL NAMING AND OR RE-NAMING OF COUNCIL FACILITIES**
- 7. POLICY - GREEN OFFSETS**
- 8. POLICY - WATER QUALITY AND CONSERVATION**
- 9. POLICY - WASTE SERVICE TO INFIRMED HOUSEHOLDS - PROVISION OF**
- 10. POLICY - SINGLE USE PLASTICS**

ATTACHMENT/S

REPORT NO. IM1/22

ITEM 5

- 1. ATTACHMENT 1 - DRAFT HORNSBY FLOODPLAIN RISK MANAGEMENT STUDY AND PLAN**
- 2. ATTACHMENT 2 - REPORT WK63/10 - HORNSBY OVERLAND FLOW STUDY REPORT AND DRAFT FLOOD PLANNING MAPS**
- 3. ATTACHMENT 3 - REPORT WK23/11 - HORNSBY OVERAND FLOW STUDY AND DRAFT FLOOD PLANNING MAPS**
- 4. ATTACHMENT 4 - CONSIDERING FLOODING IN LAND USE PLANNING GUIDELINE JULY 2021**

ATTACHMENT/S

REPORT NO. IM3/22

ITEM 6

- 1. ATTACHMENT 1 - KEY AMENDMENTS PLAN -
BEECROFT PDG**
- 2. ATTACHMENT 2 - PDG AMENDMENTS - BEECROFT
STUDY AREA**

