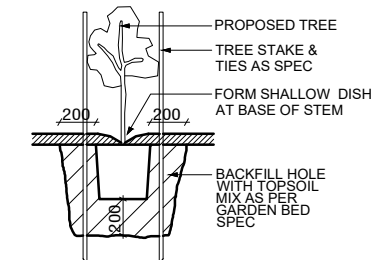
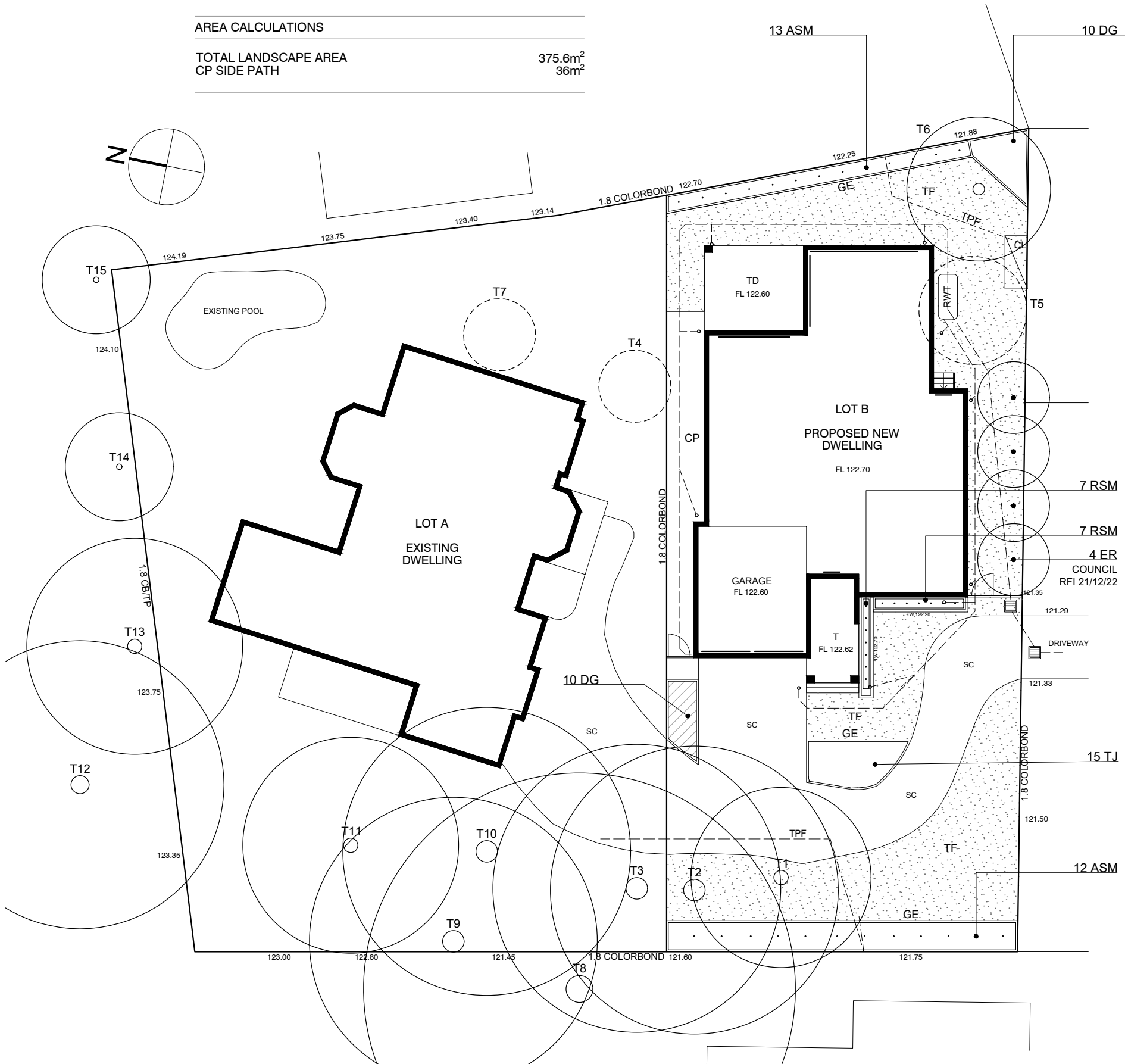
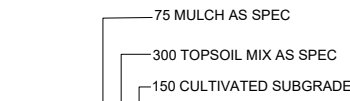


AREA CALCULATIONS

TOTAL LANDSCAPE AREA 375.6m²
 CP SIDE PATH 36m²



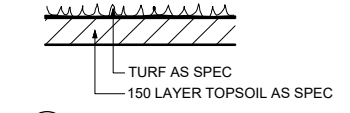
A TREE PLANTING DETAILS NTS



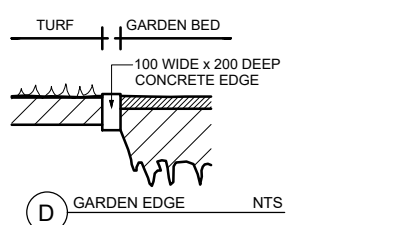
B GARDEN BED NTS



C TURFING DETAIL NTS



D GARDEN EDGE NTS



E PLANTER SECTION NTS

NOTES AND SPECIFICATIONS

EXCAVATIONS
 Prior to carrying out any excavations, the contractor is to confirm the locations of all services. Service pits and lids are not to be covered by any materials. Trim and grade area to form a smooth even finish.

GARDEN BED / MULCH
 The topsoil to all garden bed areas shall be four (4) parts site topsoil to one (1) part organic compost thoroughly blended together prior to placing into position. Where the site topsoil is considered not suitable, an imported topsoil blend meeting the requirements of AS419-1998 shall be used. Garden bed subgrades are to be cultivated to a depth of 150mm. Topsoil depths to all garden bed areas in deep soil to be 300mm (min). At the completion of all planting operations apply a 75mm layer of mulch over entire garden bed taking care not to smother plants. Reduce depth of mulch around base of plants to form "watering dish". Mulch used shall be Pine Bark Nuggets as supplied by ANL or similar. All proposed planting is subject to suitable topsoil depths on site. Where there is insufficient depth due to presence of bedrock or other structures, the proposed planting is to be modified to suit in accordance with instructions from landscape architect.

TURF / GARDEN EDGING
 Turf used for this site shall be Sir Walter Buffalo or similar soft leaf variety. Unless specified otherwise, turf shall be laid over 150mm topsoil and finished flush with adjacent surfaces. Water turfed areas immediately after turfing operations. Topdress any excessively undulating areas to form a smooth level surface with a coarse grade washed river sand. All garden edging as denoted by 'GE' on the plan is to be constructed as per detail.

PLANT MATERIAL
 The plants are to be healthy nursery stock, free from disease, injury, insects all weed or roots of weeds. All plants are to be thoroughly soaked 1 hour prior to planting. All plants delivered for use on site shall be fully acclimatized to prevailing local Sydney conditions.

EXISTING TREES TO BE RETAINED
 The existing trees indicated for retention shall be protected for the duration of the construction period. Install a 1.8m high temporary protective fence (TPF) to the locations as indicated on the plan. Do not store or otherwise place bulk or harmful materials under or near a tree which is to be retained. Do not attach stays, guys and the like to a tree which is to be retained. Where it is absolutely necessary to prune tree roots / limbs contractor to ensure all Council approvals have been obtained. All tree work is to be carried out by a qualified and insured arborist. Where an arborist report has been prepared for the existing tree on site; The landscape plan shall be read in conjunction with this report. All trees identified for retention shall be protected and managed in accordance with recommendations of this report. These recommendations will take precedence over any measures outlined in the landscape plan.

MAINTENANCE / ON GOING CARE
 Maintain all landscape areas to ensure plant health and occupant safety for period of 12 months beginning from date of practical completion to the satisfaction of Council. Maintenance will include but is not limited to the following activities: Mowing and edging lawn areas, fertilizing all plant material, pruning, watering, replacing failed planting, treating for pests and diseases, topping up of mulch areas and weeding garden beds as required. On completion of the initial 12 month period, all maintenance responsibilities shall be handed over to building management / property owner for on-going care. Note: All trees will require ongoing annual observation and maintenance by qualified arborist to reduce the risk of causing damage to adjacent property and to ensure occupant safety and tree health.

DISCREPANCIES
 Should there be any discrepancies on the drawings with existing site conditions; contractor is to notify the landscape architect prior to proceeding with the works

SURFACE TREATMENT LEGEND

- STF Synthetic Turf
- TF Turf
- SGE Steel Garden Edge (to detail)
- GE Garden Edge (to detail)
- CL Clothes Lines (to client requirements)
- CB/TP Colorbond / Timber Paling (1.8 high)
- T Tile (to client requirements)
- RWT Rainwater Tank (to Engineers Specifications)
- PV Pavers
- PP Water Permeable Unit Paver
- SC Stencilled Concrete (Charcoal/gunmetal)
- TPF Protection Fence (1.8m Chain mesh)
- GVL Gravel Surface / Path (Nepean River Pebble)
- CP Concrete Path
- B Bench Seat
- TD Timber Deck

Rev A Changes to Site Plan and Council RFI 17 Jan 2023

Michael Siu
 Landscape Architects
 michael@msia.com.au
 02 9557 9833 | 0417 280 249

Landscape Planting Plan

Proposed Residential Development
 11A Austral Avenue Beecroft

1:250@A3 Dwg: L01/1- K26306 14 June 2022

ABN 15 086 982 158 Copyright 2023 M.SIU

PLANT SCHEDULE

Code	Plant Name	Pot Size	Mt Size	Qty
ASM	Acmena 'Smithii Minor'	200mm	Trim to 2.0m	25No.
DG	Dietses grandiflora	150mm	1.0m	20No.
ER	Eriocarpus reticulatus	75Litre	6.0m*	4No.*
RSM	Raphiolepis 'Snow Maiden'	200mm	Trim to 1.0m	14No.
TJ	Trachelospermum jasminoides	150mm	Ground Cover	15No.

11A Austral Avenue Beecroft *Council RFI 21/12/22 17 January 2023

EXISTING TREES
 THIS PLAN TO BE READ IN CONJUNCTION WITH ARBORIST REPORT BY NATURALLY TREES 29/3/22

BUSHFIRE ZONE
 THIS PLAN TO BE READ IN CONJUNCTION WITH BUSHFIRE PROTECTION ASSESSMENT REPORT BY AUSTRALIA BUSHFIRE PROTECTION PLANNERS P/L 22/2/22

EXISTING TREE LEGEND

- EXISTING TREE TO BE REMOVED
- EXISTING TREE TO BE RETAINED
- PROPOSED TREE